


General Information about the Theatre Royal Plymouth

This is what the Theatre Royal Plymouth looks like from the outside. You will come into the foyer (inside area) through the sliding doors.



The foyer can get busy before the show. There are places where you can sit down and have some lunch if you arrive early.



The Box Office looks like this. If you need to collect your tickets when you arrive, please queue here and someone will help you.



Food, drink and toilets

There is a café and bars where you can buy food and drink before the performance starts and during the interval.

If you would like to bring a packed lunch then you can sit down and eat it here too.



There are toilets on every floor of the theatre, including accessible toilets suitable for wheelchair users.

The accessible toilet on the second floor requires a radar key, please contact a member of staff if you need it.

Theatre Royal Plymouth staff

When you arrive at the theatre there will be ushers who will answer any of your questions, help you find your way around and show you where to go to find your seats.

The Theatre Royal Plymouth staff are always happy to help and answer any questions. They wear a uniform which looks like this:




You can also ask questions to anyone wearing a Theatre Royal Plymouth lanyard around their neck.

The Auditorium

The auditorium is the part of the theatre where the audience will sit while they watch **a show**.


The door number that you need to go to find your seats is printed on your ticket.



This is your door number

This is the row your seat is in and your seat number

The Lyric auditorium looks like this:



The Drum auditorium looks like this:



You will have time before the performance starts to find your seats and get comfortable.